




unusual collection

metal legs and
bases for furniture



C a t a l o g
w w w . l u u p o . p l














 Table of contents	2
Legs and bases for tables and desks	4
Legs and bases for tables and legs - overview	6
Legs and bases for tables and desks (non-extending)	8
NG-023.47	8
31426	8
31427	8
31428	9
NG-023.82	9
NG-023.100	10
NG-023.103	10
NG-023.89	10
NG-023.90	11
ST-111.57	11
Legs for extending tables with synchronous slide (with connecting beams)	12
NG-023.68	12
Legs for extending tables with synchronous slide (without connecting beams)	12
NG-023.57	12
NG-023.21	12
Connecting beams	13
AL-001.33	13
AL-001.43	13
AL-001.44	13
AL-001.23	14
AL-001.24	14
AL-001.25	14
Legs and bases for coffee tables	15
Legs and bases for coffee tables - overview	17
Legs for coffee tables	18
NG-028.88	18
NG-028.81	18
NG-028.102	19
NG-028.101	19
31500	19
NG-023.92	20

 NG-023.91	20
Legs for coffe tables with shelves	20
NG-023.55	20
NG-023.18	21
Bases for coffe tables	21
ST-111.46	21
ST-111.45	21
Legs for stools	22
Legs for stools - overview	24
NG-023.92	24
NG-023.102	24
Legs for containers and cabinets	25
Legs for containers and cabinets - overview	27
NG-023.64	27
NG-023.23	27
Bases for washbasins	28
Bases for washbasins - overview	30
ST-111.41	30
ST-111.42	31
ST-111.43	31
ST-111.44	31
About us	32
Contact	33



**L e g s a n d b a s e s
f o r t a b l e s a n d d e s k s**



Code	Shape	Width (mm)	Height (mm)	Profile size WxD/T(mm)
Legs and bases for table and desks (non-extending)				
NG-023.47		596	748	30x30/1,5
31426		600	720	40x20/1,5
31427		500	720	40x20/1,5
31428		600	720	60x20/1,5
NG-023.82		720	735	60x20/1,5
NG-023.100		720	735	70x25/1,5
NG-023.103		820	735	70x25/1,5
NG-023.89		720	735	80x30/1,5
NG-023.90		820	735	80x30/1,5
ST-111.57		796	735	25X25/1,5
Legs for extending tables with synchronous slide (with connecting beams)				
NG-023.68		700	722	80x30/1,5
Legs for extending tables with synchronous slide (without connecting beams)				
NG-023.57		800	745	50x20/1,5
NG-023.21		800	741	60x20/1,5



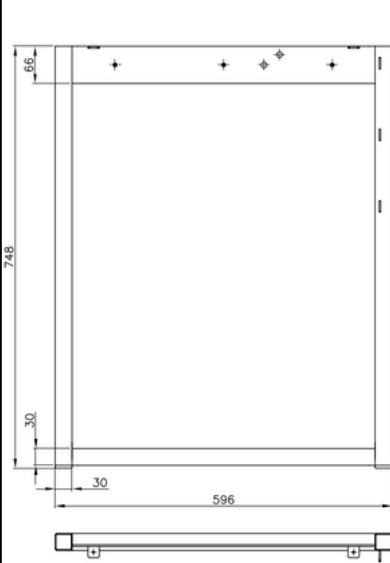
Connecting beams
for NG-023.68
- select the right for table

Connecting beams
for NG-023.47
- select optionally

Code	Shape	Width (mm)	Height (mm)	Profile size WxD/T(mm)
Connecting beams				
AL-001.33		1450	-	50x30/2
AL-001.43		1250	-	50x30/2
AL-001.44		1050	-	50x30/2
AL-001.23		1350	-	30x30/1,5
AL-001.24		1550	-	30x30/1,5
AL-001.25		1750	-	30x30/1,5



NG-023.47



Material	Width (mm)	Height (mm)	Profile size (mm)	Mounting plate thickness (mm)	Coating
steel	596	748	30x30/1,5	3	powder coating

Colors available	Coating
	white semi-matte (Ral 9003)
	black semi-matte (Ral 9005)
	black matte structure(Ral 9005)

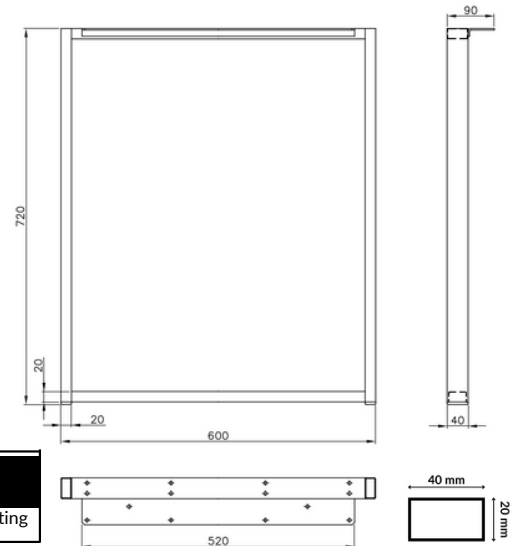
To NG-023.47 You can optionally add connecting beams - [click to view](#)

- [AL-001.23](#)
- [AL-001.24](#)
- [AL-001.25](#)

31426

Colors available	Coating
	white semi-matte (Ral 9003)
	black semi-matte (Ral 9005)
	black matte structure(Ral 9005)

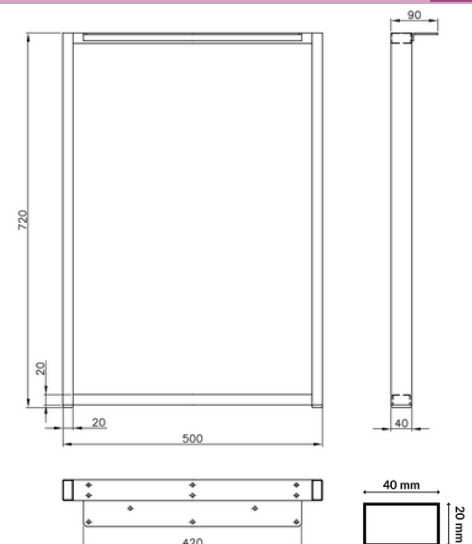
Material	Width (mm)	Height (mm)	Profile size (mm)	Mounting plate thickness (mm)	Coating
steel	600	720	40x20/1,5	3	powder coating



31427

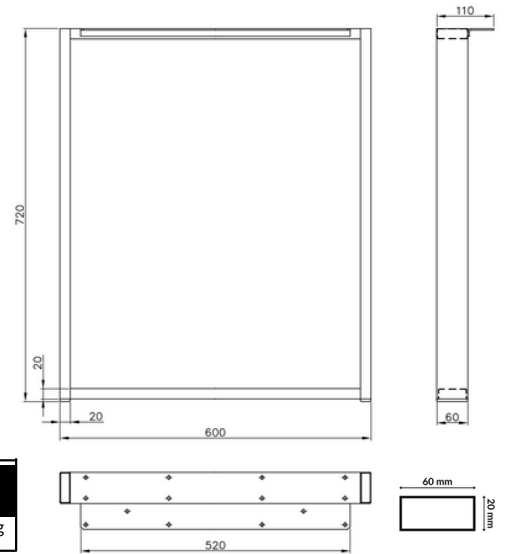
Colors available	Coating
	white semi-matte (Ral 9003)
	black semi-matte (Ral 9005)
	black matte structure(Ral 9005)

Material	Width (mm)	Height (mm)	Profile size (mm)	Mounting plate thickness (mm)	Coating
steel	500	720	40x20/1,5	3	powder coating



31428

Colors available	white semi-matte (Ral 9003)
	black semi-matte (Ral 9005)
	black matte structure(Ral 9005)


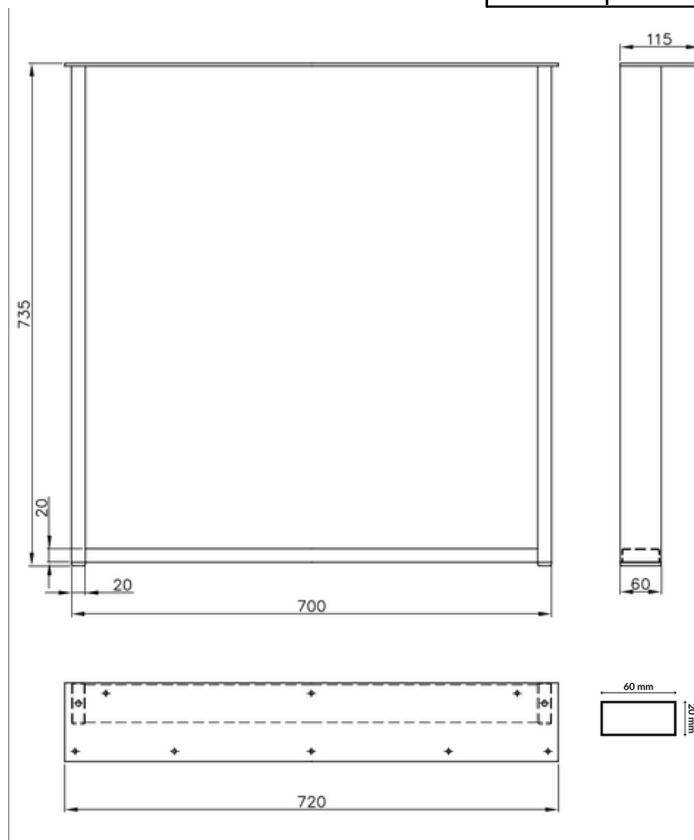


Material	Width (mm)	Height (mm)	Profile size (mm)	Mounting plate thickness (mm)	Coating
steel	600	720	60x20/1,5	3	powder coating

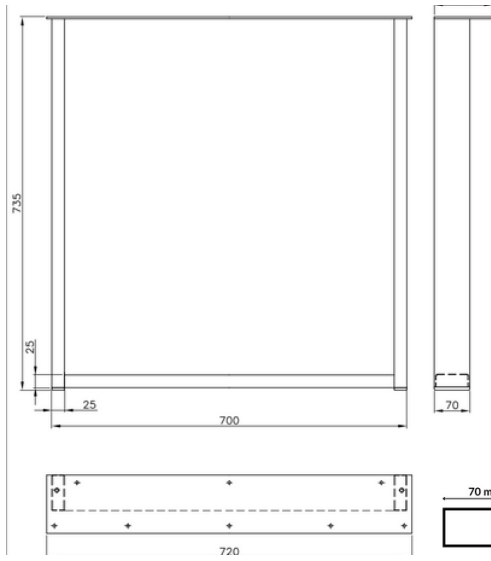
NG-023.82

Material	Width (mm)	Height (mm)	Profile size (mm)	Mounting plate thickness (mm)	Coating
steel	720	735	60x20/1,5	4	powder coating


Colors available	white semi-matte (Ral 9003)
	black semi-matte (Ral 9005)
	black matte structure(Ral 9005)



NG-023.100



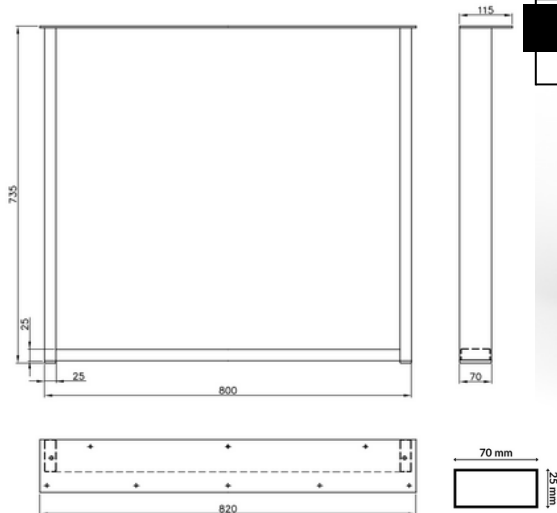
Material	Width (mm)	Height (mm)	Profile size (mm)	Mounting plate thickness (mm)	Coating
steel	720	735	70x25/1,5	4	powder coating




Colors available

- white semi-matte (Ral 9003)
- black semi-matte (Ral 9005)
- black matte structure (Ral 9005)

NG-023.103




Material	Width (mm)	Height (mm)	Profile size (mm)	Mounting plate thickness (mm)	Coating
steel	820	735	70x25/1,5	4	powder coating



Colors available

- white semi-matte (Ral 9003)
- black semi-matte (Ral 9005)
- black matte structure (Ral 9005)

NG-023.89




Material	Width (mm)	Height (mm)	Profile size (mm)	Mounting plate thickness (mm)	Coating
steel	720	735	80x30/1,5	4	powder coating




Colors available

- white semi-matte (Ral 9003)
- black semi-matte (Ral 9005)
- black matte structure (Ral 9005)

NG-023.90



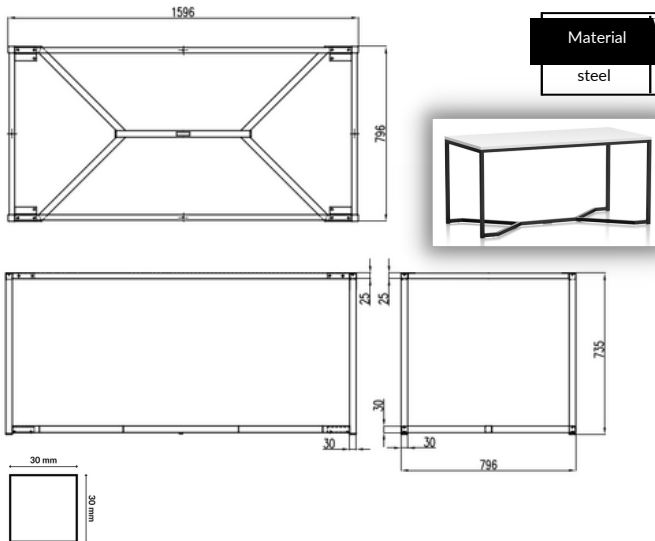
Material	Width (mm)	Height (mm)	Profile size (mm)	Mounting plate thickness (mm)	Coating
steel	820	735	80x30/1,5	4	powder coating



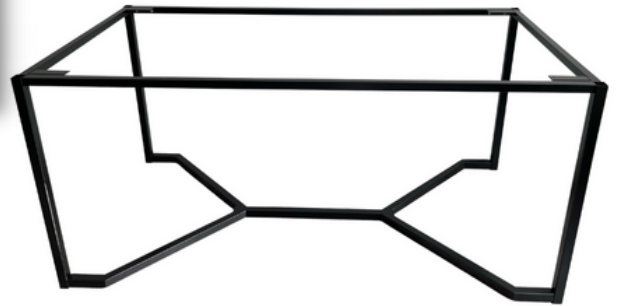
Colors available

- white semi-matte (Ral 9003)
- black semi-matte (Ral 9005)
- black matte structure(Ral 9005)

ST-111.57




Material	Width/Length (mm)	Height (mm)	Profile size (mm)	Mounting plate thickness (mm)	Coating
steel	796/1596	735	30x30/1,5	-	powder coating

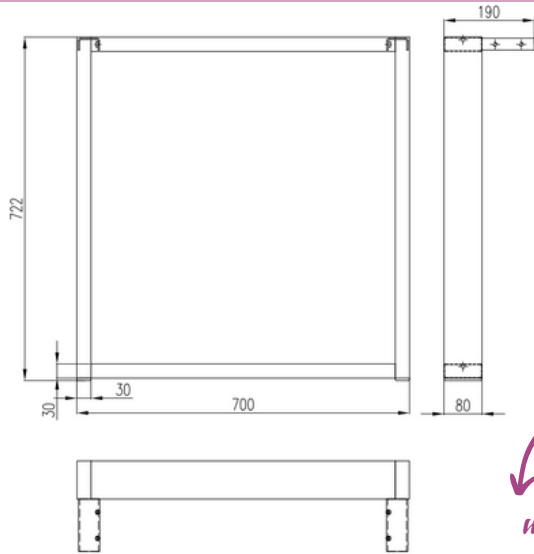


Colors available

- white semi-matte (Ral 9003)
- black semi-matte (Ral 9005)
- black matte structure(Ral 9005)



NG-023.68



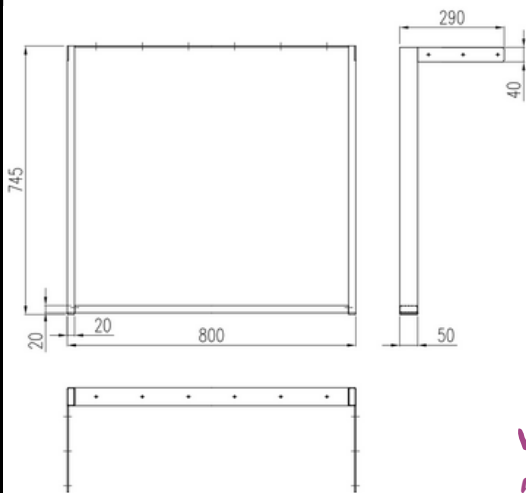
Material	Width (mm)	Height (mm)	Profile size (mm)	Mounting plate thickness (mm)	Coating
steel	700	722	80x30/1,5	3	powder coating

with connecting beams



Colors available
white semi-matte (Ral 9003)
black semi-matte (Ral 9005)
black matte structure(Ral 9005)

NG-023.57



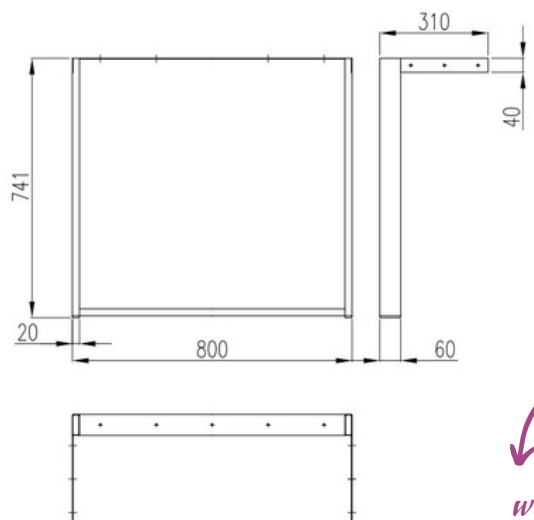
Material	Width (mm)	Height (mm)	Profile size (mm)	Mounting plate thickness (mm)	Coating
steel	800	745	50x20/1,5	3	powder coating

without connecting beams



Colors available
white semi-matte (Ral 9003)
black semi-matte (Ral 9005)
black matte structure(Ral 9005)

NG-023.21



Material	Width (mm)	Height (mm)	Profile size (mm)	Mounting plate thickness (mm)	Coating
steel	800	741	60x20/1,5	2	powder coating

without connecting beams



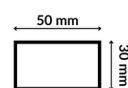

Colors available
white semi-matte (Ral 9003)
black semi-matte (Ral 9005)
black matte structure(Ral 9005)

Connecting beams for NG-023.68 - select the right for Your table

AL-001.33

Colors available	white semi-matte (Ral 9003)
	black semi-matte (Ral 9005)
	black matte structure(Ral 9005)

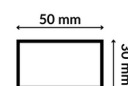
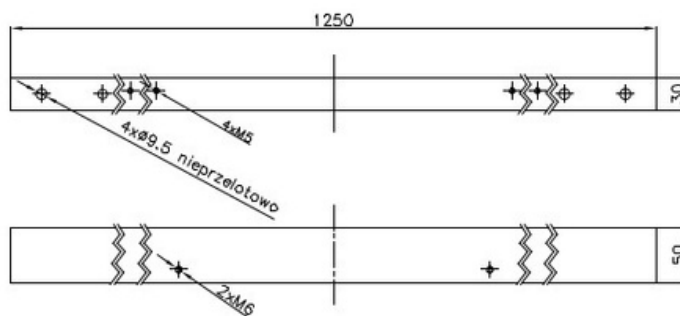
Material	Length (mm)	Height (mm)	Profile size (mm)	Mounting plate thickness (mm)	Coating
steel	1450	-	50x30/2	-	powder coating



AL-001.43

Colors available	white semi-matte (Ral 9003)
	black semi-matte (Ral 9005)
	black matte structure(Ral 9005)

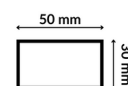
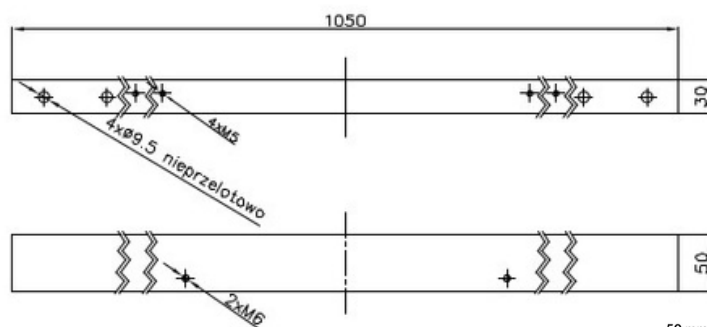
Material	Length (mm)	Height (mm)	Profile size (mm)	Mounting plate thickness (mm)	Coating
steel	1250	-	50x30/2	-	powder coating



AL-001.44

Colors available	white semi-matte (Ral 9003)
	black semi-matte (Ral 9005)
	black matte structure(Ral 9005)

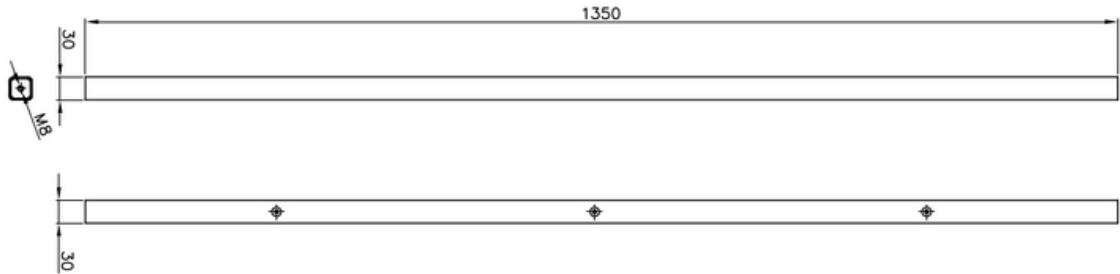
Material	Length (mm)	Height (mm)	Profile size (mm)	Mounting plate thickness (mm)	Coating
steel	1050	-	50x30/2	-	powder coating



AL-001.23

Colors available	white semi-matte (Ral 9003)
	black semi-matte (Ral 9005)
	black matte structure(Ral 9005)

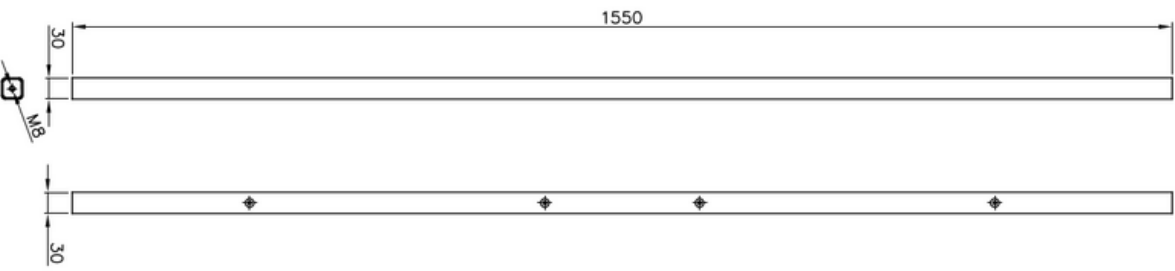
Material	Length (mm)	Height (mm)	Profile size (mm)	Mounting plate thickness (mm)	Coating
steel	1350	-	30x30/1,5	-	powder coating



AL-001.24

Colors available	white semi-matte (Ral 9003)
	black semi-matte (Ral 9005)
	black matte structure(Ral 9005)

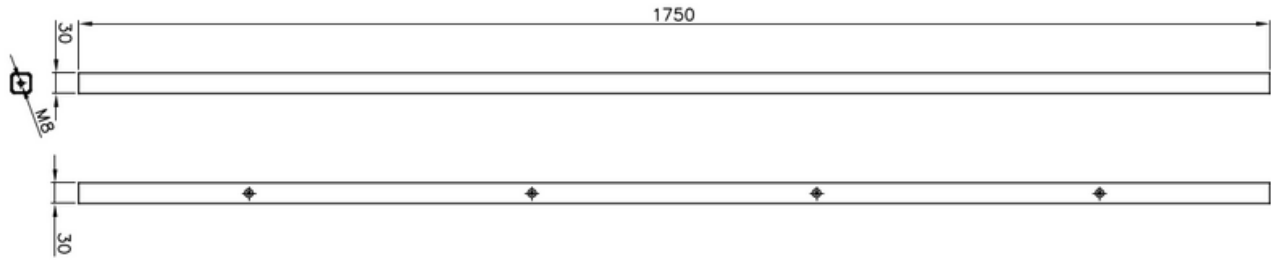
Material	Length (mm)	Height (mm)	Profile size (mm)	Mounting plate thickness (mm)	Coating
steel	1550	-	30x30/1,5	-	powder coating



AL-001.25

Colors available	white semi-matte (Ral 9003)
	black semi-matte (Ral 9005)
	black matte structure(Ral 9005)

Material	Length (mm)	Height (mm)	Profile size (mm)	Mounting plate thickness (mm)	Coating
steel	1750	-	30x30/1,5	-	powder coating
















L e g s a n d b a s e s f o r c o f f e e t a b l e s


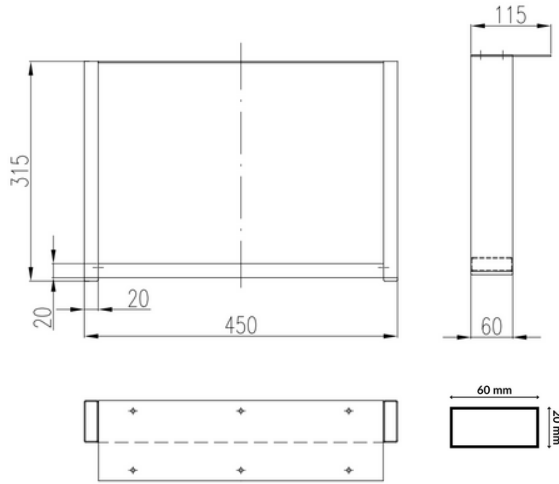




Code	Shape	Width (mm)	Height (mm)	Profile size WxD/T(mm)
Legs for coffee tables				
NG-023.88		450	315	60x20/1,5
NG-023.81		580	455	60x20/1,5
NG-023.102		340	455	70x25/1,5
NG-023.101		570	455	70x25/1,5
31500		450	315	80x30/1,5
NG-023.92		350	455	80x30/1,5
NG-023.91		580	455	80x30/1,5
Legs for coffee tables with shelf				
NG-023.55		530	465	50x20/1,5
NG-023.18		532	462	60x20/1,5
Bases for coffee tables				
ST-111.46		649x649	357	20x20/1,5
ST-111.45		749x749	437	20x20/1,5

NG-023.88


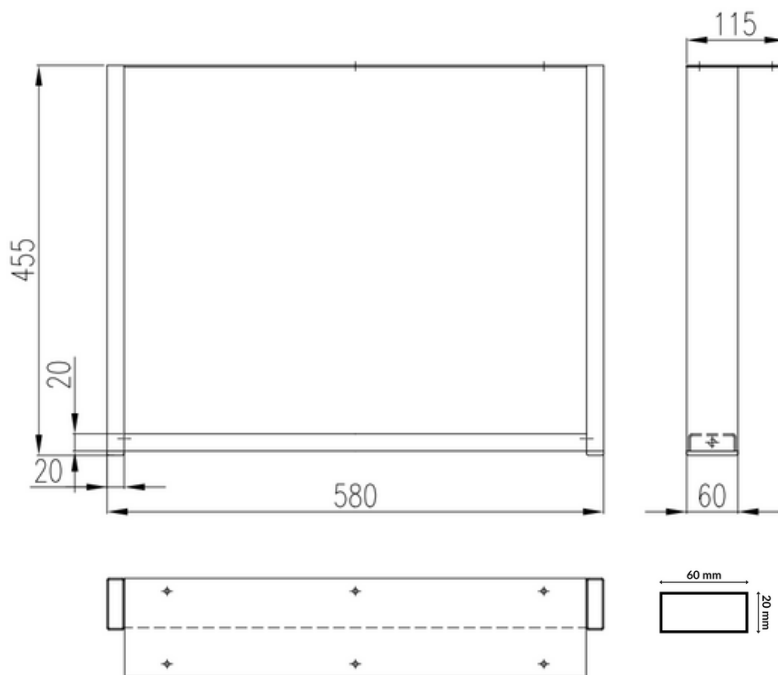
Material	Width (mm)	Height (mm)	Profile size (mm)	Mounting plate thickness (mm)	Coating
steel	450	315	60x20/1,5	2	powder coating



Colors available	white semi-matte (Ral 9003)
	black semi-matte (Ral 9005)
	black matte structure(Ral 9005)

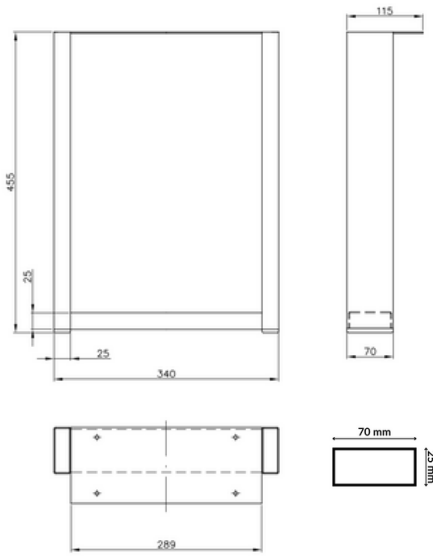
NG-023.81

Material	Width (mm)	Height (mm)	Profile size (mm)	Mounting plate thickness (mm)	Coating
steel	580	455	60x20/1,5	2	powder coating




Colors available	white semi-matte (Ral 9003)
	black semi-matte (Ral 9005)
	black matte structure(Ral 9005)

NG-023.102

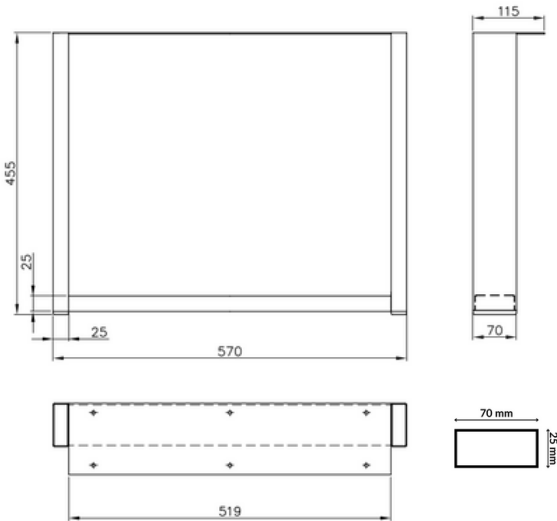


Material	Width (mm)	Height (mm)	Profile size (mm)	Mounting plate thickness (mm)	Coating
steel	340	455	70x25/1,5	2	powder coating




Colors available	white semi-matte (Ral 9003)
	black semi-matte (Ral 9005)
	black matte structure(Ral 9005)

NG-023.101

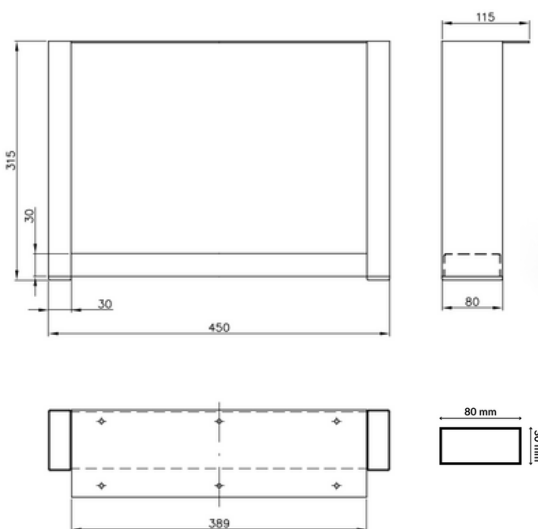


Material	Width (mm)	Height (mm)	Profile size (mm)	Mounting plate thickness (mm)	Coating
steel	570	455	70x25/1,5	2	powder coating




Colors available	white semi-matte (Ral 9003)
	black semi-matte (Ral 9005)
	black matte structure(Ral 9005)

31500

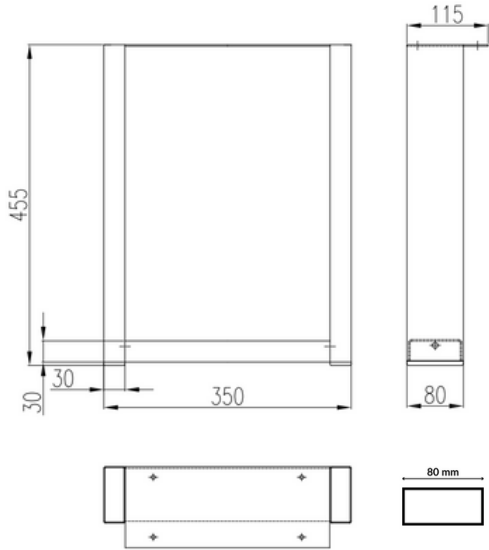


Material	Width (mm)	Height (mm)	Profile size (mm)	Mounting plate thickness (mm)	Coating
steel	450	315	80x30/1,5	2	powder coating




Colors available	white semi-matte (Ral 9003)
	black semi-matte (Ral 9005)
	black matte structure(Ral 9005)

NG-023.92



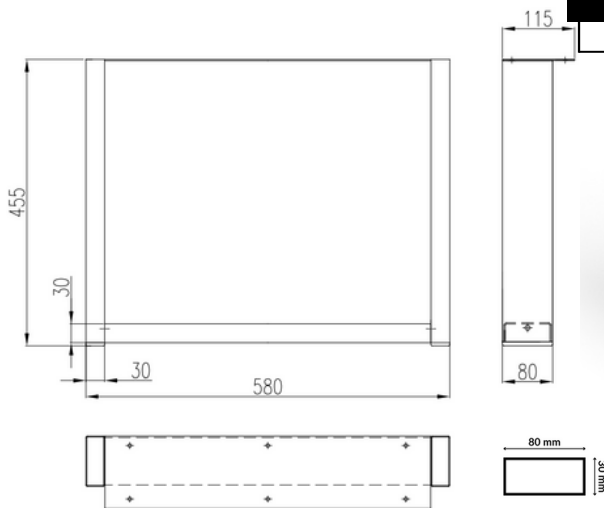
Material	Width (mm)	Height (mm)	Profile size (mm)	Mounting plate thickness (mm)	Coating
steel	350	455	80x30/1,5	2	powder coating




Colors available

- white semi-matte (Ral 9003)
- black semi-matte (Ral 9005)
- black matte structure (Ral 9005)

NG-023.91



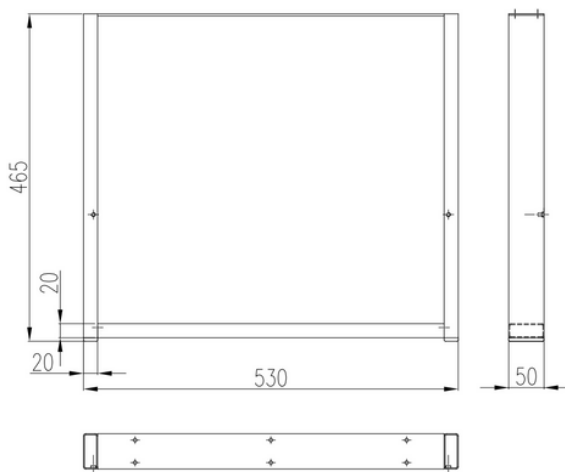
Material	Width (mm)	Height (mm)	Profile size (mm)	Mounting plate thickness (mm)	Coating
steel	580	455	80x30/1,5	2	powder coating




Colors available

- white semi-matte (Ral 9003)
- black semi-matte (Ral 9005)
- black matte structure (Ral 9005)

NG-023.55



Material	Width (mm)	Height (mm)	Profile size (mm)	Mounting plate thickness (mm)	Coating
steel	530	465	50x20/1,5	3	powder coating




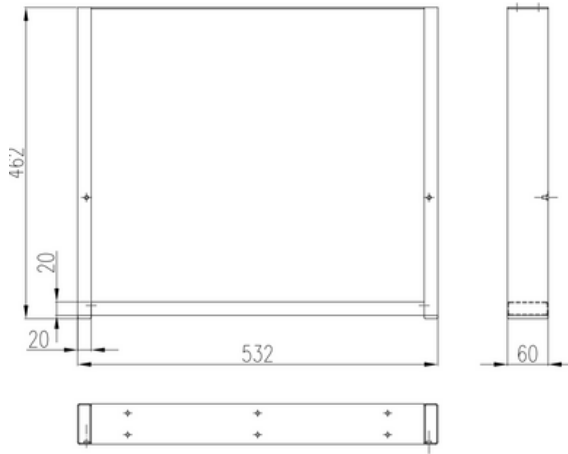
Colors available

- white semi-matte (Ral 9003)
- black semi-matte (Ral 9005)
- black matte structure (Ral 9005)

with shelf

NG-023.18

Material	Width (mm)	Height (mm)	Profile size (mm)	Mounting plate thickness (mm)	Coating
steel	532	462	60x20/1,5	2	powder coating

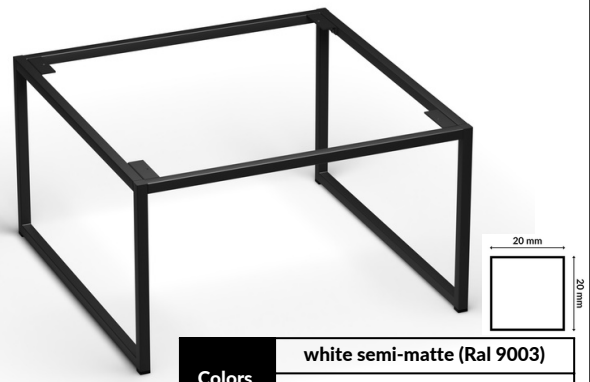
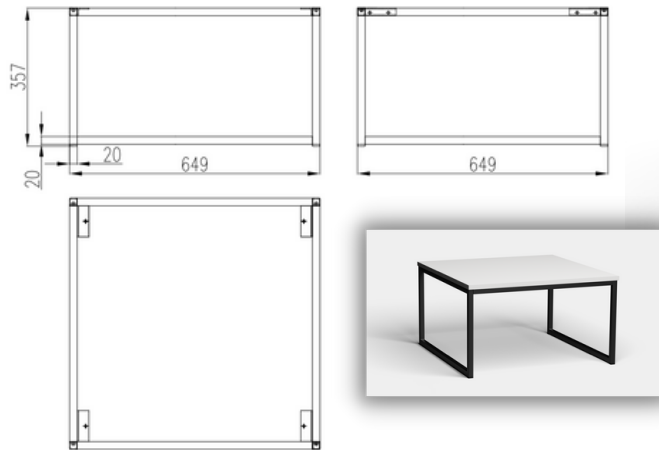


with shelf

Colors available
white semi-matte (Ral 9003)
black semi-matte (Ral 9005)
black matte structure(Ral 9005)

ST-111.46

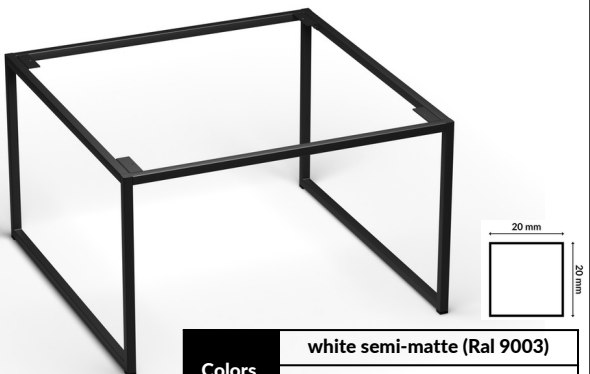
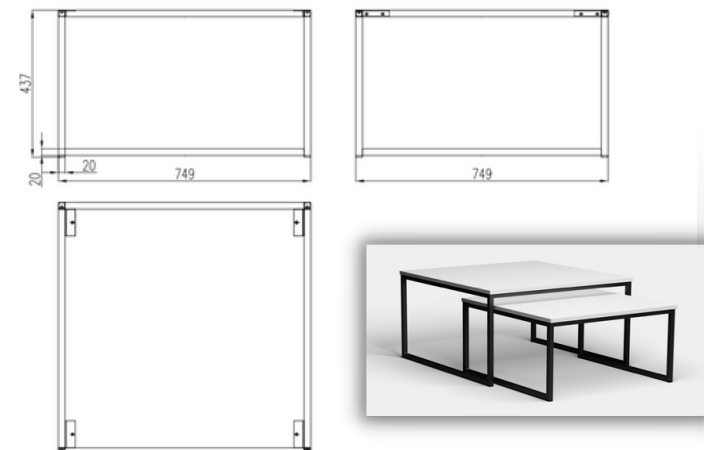
Material	Width/Depth (mm)	Height (mm)	Profile size (mm)	Mounting plate thickness (mm)	Coating
steel	649x649	357	20x20/1,5	2	powder coating



Colors available
white semi-matte (Ral 9003)
black semi-matte (Ral 9005)
black matte structure(Ral 9005)

ST-111.45

Material	Width/Depth (mm)	Height (mm)	Profile size (mm)	Mounting plate thickness (mm)	Coating
steel	749x749	437	20x20/1,5	2	powder coating



Colors available
white semi-matte (Ral 9003)
black semi-matte (Ral 9005)
black matte structure(Ral 9005)



L e g s f o r s t o o l s



Code	Shape	Width (mm)	Height (mm)	Profile size WxD/T(mm)
Legs for stools				
NG-023.92		350	455	80x30/1,5
NG-023.102		340	455	70x25/1,5



NG-023.92

Material	Width (mm)	Height (mm)	Profile size (mm)	Mounting plate thickness (mm)	Coating
steel	350	455	80x30/1,5	2	powder coating

Colors available	white semi-matte (Ral 9003)
	black semi-matte (Ral 9005)
	black matte structure(Ral 9005)

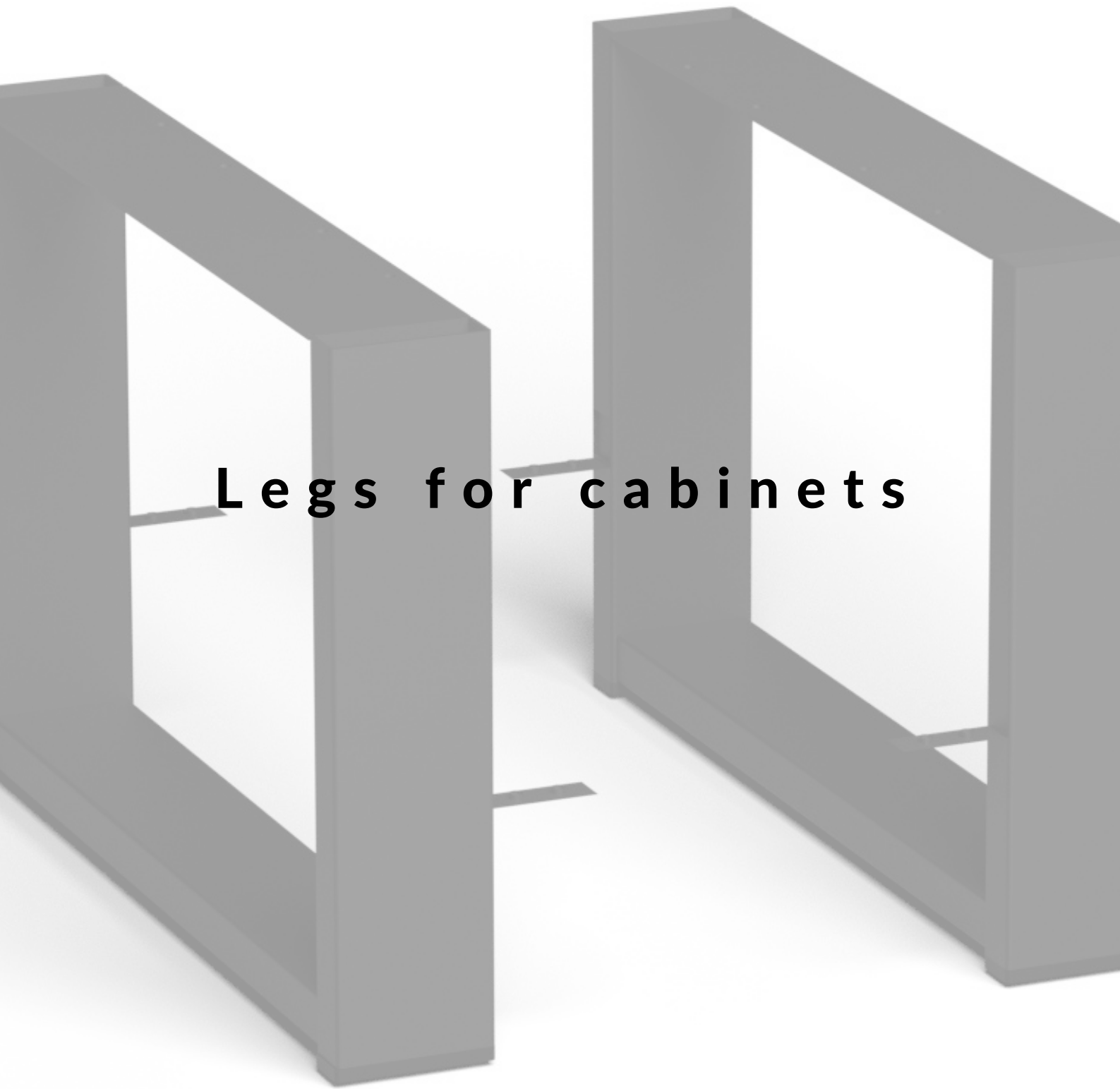
NG-023.102

Material	Width (mm)	Height (mm)	Profile size (mm)	Mounting plate thickness (mm)	Coating
steel	340	455	70x25/1,5	2	powder coating

Colors available	white semi-matte (Ral 9003)
	black semi-matte (Ral 9005)
	black matte structure(Ral 9005)



Legs for cabinets





Code	Shape	Width (mm)	Height (mm)	Profile size WxD/T(mm)
Legs for cabinets				
NG-023.64		380	135	50x20/1,5
NG-023.23		380	266	60x20/1,5



NG-023.64

Material	Width (mm)	Height (mm)	Profile size (mm)	Mounting plate thickness (mm)	Coating
steel	380	135	50x20/1,5	3	powder coating

Colors available	
	white semi-matte (Ral 9003)
	black semi-matte (Ral 9005)
	black matte structure(Ral 9005)

NG-023.23

Material	Width (mm)	Height (mm)	Profile size (mm)	Mounting plate thickness (mm)	Coating
steel	380	266	60x20/1,5	2	powder coating

Colors available	
	white semi-matte (Ral 9003)
	black semi-matte (Ral 9005)
	black matte structure(Ral 9005)

with shelf

A grey wireframe structure of a washbasin base, featuring a rectangular top and bottom frame with four vertical legs and diagonal cross-bracing on the sides.

**Bases for
washbasins**



Code	Shape	Width (mm)	Depth (mm)	Height (mm)	Profile size WxD/T(mm)
Bases for washbasins					
ST-111.41		1200	455	810	20x20/1,5
ST-111.42		1000	455	810	20x20/1,5
ST-111.43		800	455	810	20x20/1,5
ST-111.44		600	455	810	20x20/1,5

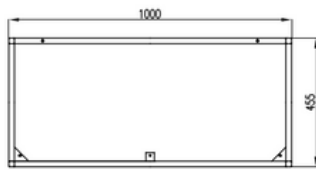


ST-111.41

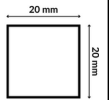
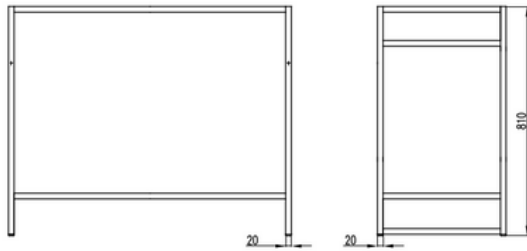
Material	Width/Depth (mm)	Height (mm)	Profile size (mm)	Mounting plate thickness (mm)	Coating
steel	1200x455	810	20x20/1,5	1,5	powder coating

Colors available	white semi-matte (Ral 9003)
	black semi-matte (Ral 9005)
	black matte structure(Ral 9005)

ST-111.42

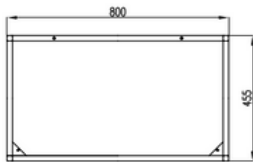


Material	Width/Depth (mm)	Height (mm)	Profile size (mm)	Mounting plate thickness (mm)	Coating
steel	1000x455	810	20x20/1,5	1,5	powder coating

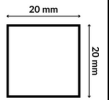
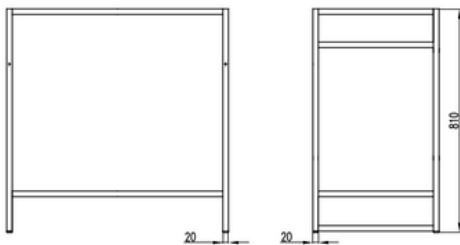


Colors available	white semi-matte (Ral 9003)
	black semi-matte (Ral 9005)
	black matte structure(Ral 9005)

ST-111.43

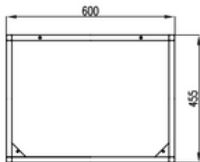


Material	Width/Depth (mm)	Height (mm)	Profile size (mm)	Mounting plate thickness (mm)	Coating
steel	800x455	810	20x20/1,5	1,5	powder coating

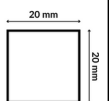
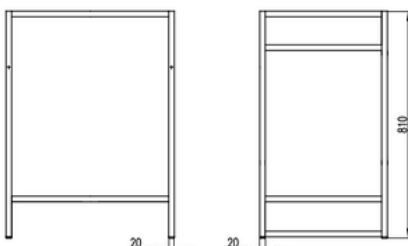


Colors available	white semi-matte (Ral 9003)
	black semi-matte (Ral 9005)
	black matte structure(Ral 9005)

ST-111.44



Material	Width/Depth (mm)	Height (mm)	Profile size (mm)	Mounting plate thickness (mm)	Coating
steel	600x455	810	20x20/1,5	1,5	powder coating



Colors available	white semi-matte (Ral 9003)
	black semi-matte (Ral 9005)
	black matte structure(Ral 9005)

Luupo Sp. z o.o. is a company based in central Poland, located in the vicinity of Toruń, in a town called Lubicz.

Metal is our passion. The products we produce, are a guarantee of solid construction and perfect finish.

EXTENSIVE TECHNICAL BACKGROUND.

We have a specialized **construction department**, our own **ironwork** and **powder coating plants**. We provide **HIGH PRODUCTION CAPACITY** and detailed quality control of our products at every stage of the production process.

HIGH QUALITY.

We take care of every detail!

The legs and bases are made of thick, high-quality steel, which provides stable support for furniture.

The products are powder-coated for durability and resistance to damage.

The elements are connected by an aesthetic weld, and the profiles are finished with a functional cap to protect the substrate from scratches.

WE OFFER YOU LARGE SELECTION OF:

- ✓ types
- ✓ dimensions
- ✓ shapes
- ✓ profile sizes
- ✓ and colors

SUPPORT OF OUR SPECIALIST.

We can help you choose the right product for your project!

INDIVIDUAL APPROACH.

We are open to individual projects and customer implementations.

If you do not find what you are looking for in our basic catalog, please email us at hello@luupo.pl or call us at +48 504 247 773.

We will take a closer look at your case together!

.write to us or call

Sales Department

 Anna

anna@luupo.pl

+48 504 247 773

Kamila 

kamila@luupo.pl

+48 519 508 597

www.luupo.pl

Address:

**ul. Małgorzatowo 4D
87-162 Lubicz, k/Toruń
Poland**



 **LUUPO.**

unusual collection

www.luupo.pl